

# Sobremesas















SOB  
CONSULTA

	<b>100 B/C/D</b>	PS	Ø 95	-	40	200		900	16	
	<b>106D</b>	PS	Ø 95	-	28	130		900	16	
	<b>107C</b>	PS	Ø 95	-	55	200		1800	16	
	<b>108D</b>	PS	Ø 115	-	28	210		1200	16	
	<b>117C</b>	PS	Ø 143 x 93	-	47	460		1320	16	
	<b>122C</b>	PS	Ø 90	-	40	190		1300	16	
	<b>133B</b>	PS	Ø 115	-	100	770		800	16	
	<b>134B</b>	PS	Ø 115	-	65	500		900	16	
	<b>136B/C</b>	PS	Ø 95	-	40	170		900/1200	16	
	<b>146B/C</b>	PS	Ø 95	-	43	220		900	16	
	<b>146B</b>	PS	Ø 115	-	26	200		1400	16	
	<b>156B</b>	PS	Ø 115	-	57	380		1000	16	

# Sobremesas



	<b>181D</b>	PS	Ø 115	-	33	260		900	16	
	<b>192B45</b>	PS	Ø 300	-	110	-		400	16	
	<b>195</b> <b>194</b>	PS PS	Ø 150 Ø 120	- -	90 90	1150 550	 -	72 72	16 16	
	<b>Tampa 195</b>	PS	Ø 150	-	-	-	-	72	16	
	<b>Tampa 194</b>	PS	Ø 120	-	-	-	-	72	16	
	<b>102C</b>	PS	tampa para as embalagens 122					2600	16	
	<b>121C</b>	PS	tampa para as embalagens 108/181					1200	16	
	<b>127C</b>	PS	tampa para as embalagens 100/106/107/131/133/134/146/156					1800	16	
	<b>131B/C</b>	PS	tampa para as embalagens 108/130/133/134/135/156/181					1200	16	
	<b>118C</b>	PS	tampa para as embalagens 117					660	16	
	<b>193C</b>	PS	tampa para as embalagens 192					100	16	

